



PATRICIANS SOCIAL RESPONSE TO COVID CHALLENGES - SURVEY

Patricians' Social Response to COVID Challenges - Survey

Warm greetings! We sincerely hope that every one of you are doing good amidst these tough times. The institution realises that people are going through a hard time, and we too, are definitely obligated towards the betterment of your well-being. In order to understand the circumstance of every student better, we would like you to fill this form which would help us to choose the best form of help that we could provide you with. Kindly spend five minutes of your time to fill this form and urge your fellow collegemates to do the same.

The Mentoring and Counselling Committee will get in touch with you shortly based on your requirement of help.

 mentoring@patriciancollege.ac.in (not shared) [Switch account](#)



* Required

Name of the Student *

Your answer

Roll Number *

Your answer

Department *

Choose

Select the Shift you belong to *

☐ Shift I

☐ Shift II





Select the Program *

- ☐ Undergraduate
- ☐ Postgraduate
- ☐ Master of Philosophy

Which year of study do you belong to? *

- ☐ First year
- ☐ Second year
- ☐ Final year

Were you infected with the Covid - 19 virus? *

- ☐ Yes
- ☐ No

Did anyone within your close circle (family, relatives, friends) get infected with the COVID-19 virus? If yes, kindly mention your relation to the affected person/s. *

Your answer

Did you lose anyone as a result of the COVID-19 infection? If yes, kindly mention your relation to the concerned person/s. *

Your answer





How would you rate your family's financial and economic status amidst the pandemic? *

- ☐ We're doing good
- ☐ We are able to manage our necessities
- ☐ Not so good, not so bad
- ☐ We're not doing so good
- ☐ We are struggling and need help

Would you be needing any psychological/social support to help you get through the pandemic? *

- ☐ Yes, I'm in a dire need of mental support
- ☐ Yes, it would help
- ☐ Not sure
- ☐ No, I'm doing fine as of now
- ☐ No, I'm doing great!

Submit

Clear form

Never submit passwords through Google Forms.

This form was created inside of Patrician College of Arts and Science. [Report Abuse](#)

Google Forms

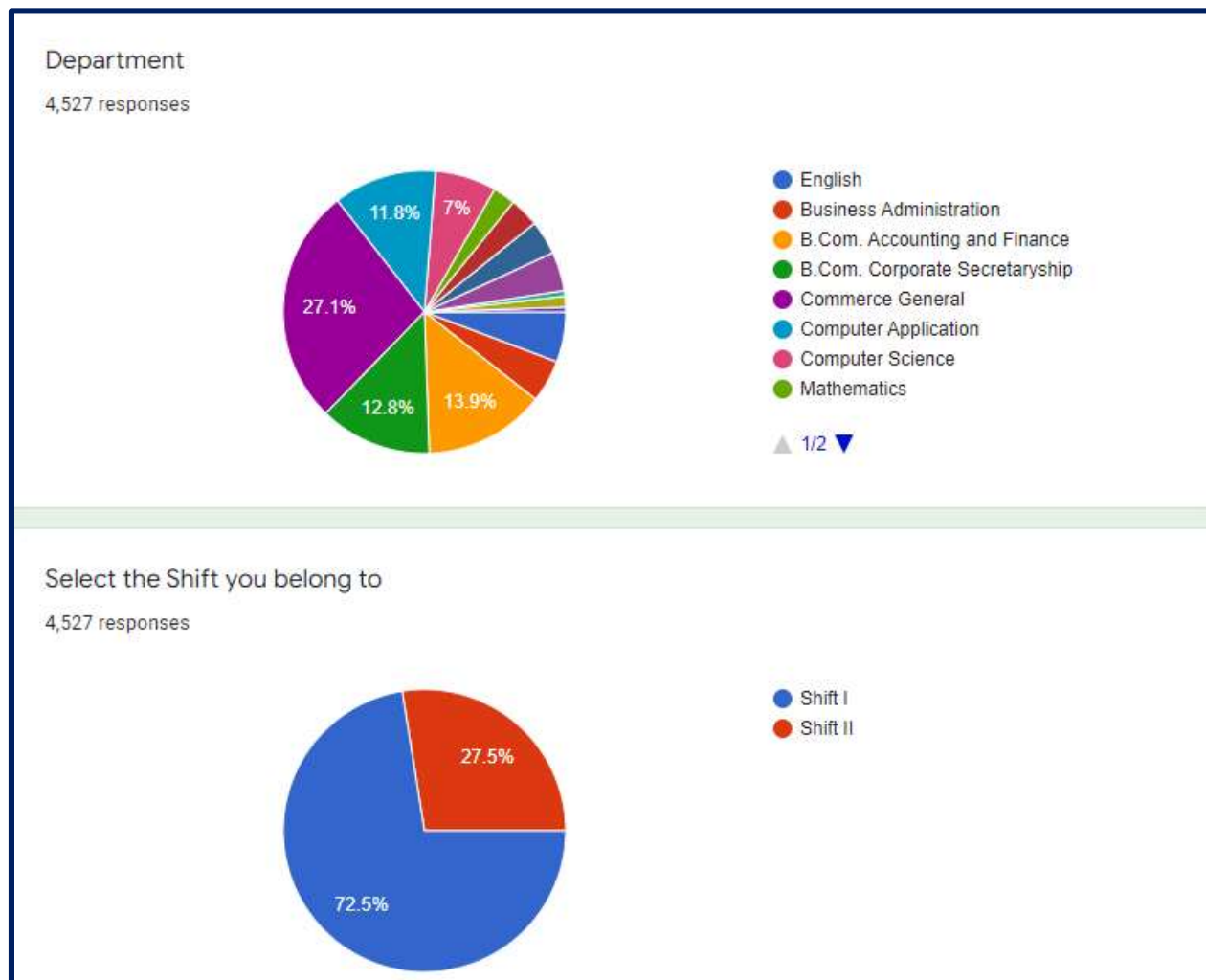




Patricians Social Response To Covid Challenges Responses Google Spreadsheets Link:

<https://docs.google.com/spreadsheets/d/1eMf8RZonAerSGCdyDwm7ZfjxAfSOMeUR23U-yaAaGDo/edit?resourcekey#gid=311331364>

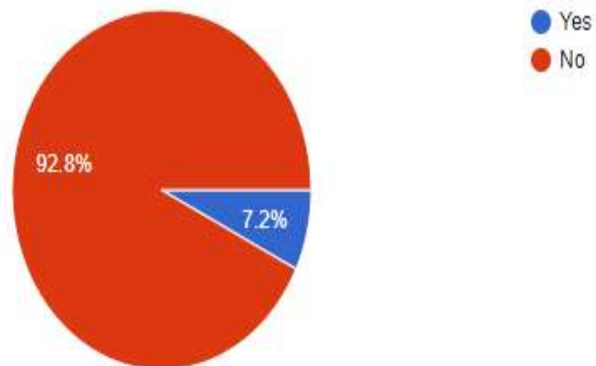
Responses for the Survey





Were you infected with the Covid - 19 virus?

4,527 responses



Did anyone within your close circle (family, relatives, friends) get infected with the COVID-19 virus?
If yes, kindly mention your relation to the affected person/s.

4,527 responses

No

Yes

NO

No

no

Nil

No one

Noo

No



Did you lose anyone as a result of the COVID-19 infection? If yes, kindly mention your relation to the concerned person/s.

4,527 responses

No

no

No

NO

Nil

Yes

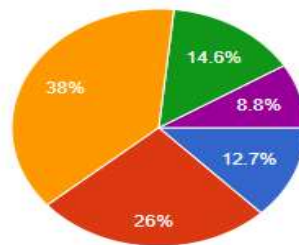
No one

None

Noo

How would you rate your family's financial and economic status amidst the pandemic?

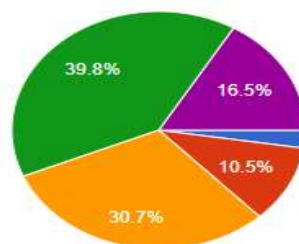
4,527 responses



- We're doing good
- We are able to manage our necessities
- Not so good, not so bad
- We're not doing so good
- We are struggling and need help

Would you be needing any psychological/social support to help you get through the pandemic?

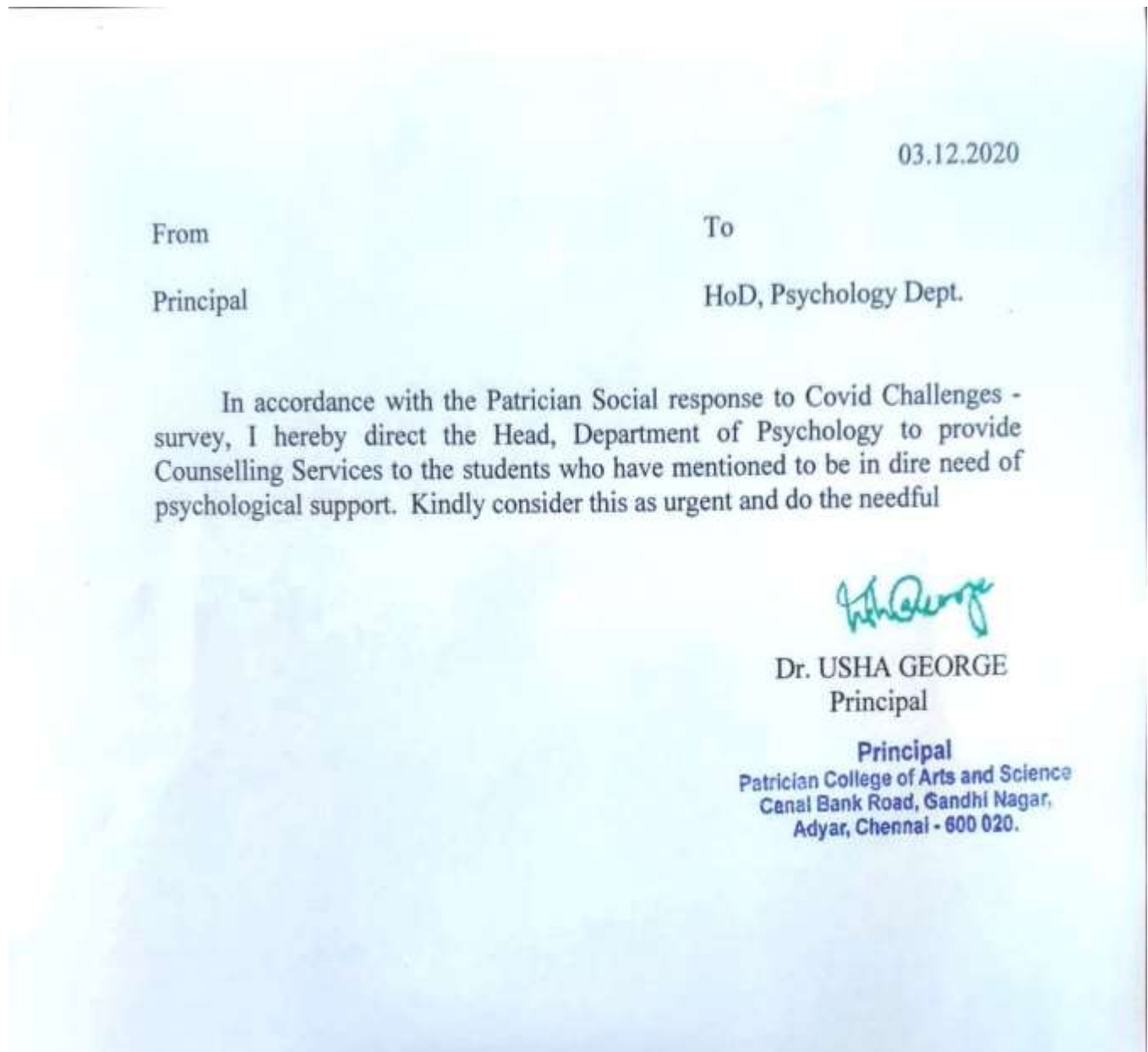
4,527 responses



- Yes, I'm in a dire need of mental support
- Yes, it would help
- Not sure
- No, I'm doing fine as of now
- No, I'm doing great!



PATRICIANS SOCIAL RESPONSE TO COVID CHALLENGES – SURVEY



Letter Regarding the Counselling of Students who faced Psychological Challenges during Covid

**PATRICIAN MENTORSHIP AND COUNSELLING SERVICES****SURVEY REPORT ON****CHALLENGES FACED BY STUDENTS DUE TO THE COVID PANDEMIC**

The Patrician mentorship and counselling services conducted a survey on “Challenges faced by students due to the Covid pandemic”. The survey was conducted in the academic year 2020- 2021. The entire student community of Patrician College of arts and science participated in this survey. The data was collected through Google forms. The participants were asked about the challenges they have faced during pandemic. Out of 4527 respondents a total of 3284 were students who responded to the survey. Out of which 2985 students were doing under-graduation and 299 were doing post-graduation.

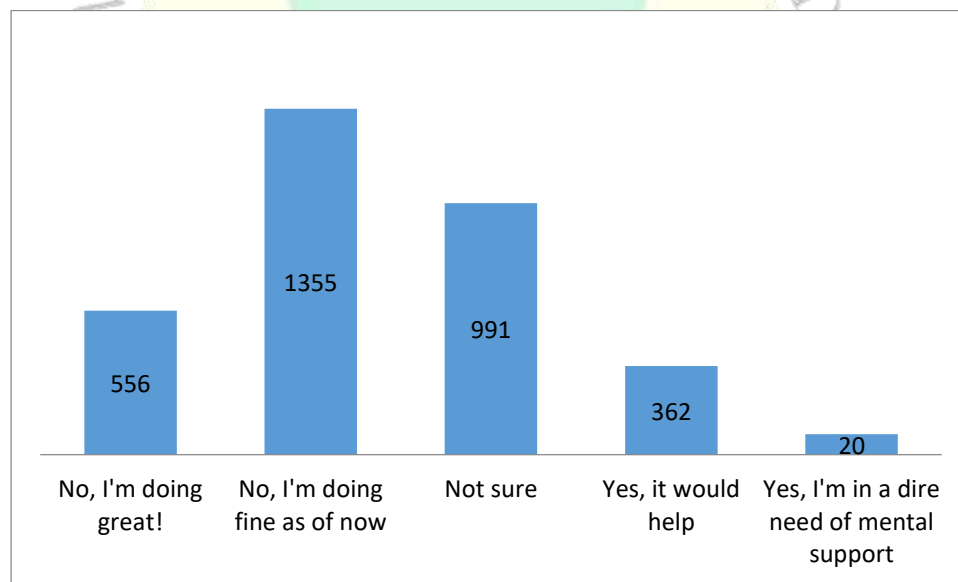
Among the participants 252 students reported to be having covid during the pandemic which nearly makes 8 percent of the college population. Other than these students, 203 reported that their close ones were affected with the covid virus which makes 6 percent of the college population. Some of the students even lost their loved one to this pandemic. 14 students lost their father, one student lost the mother and another one lost a brother to this covid virus.

Chart no. 1: Showing the family's financial and economic status amidst the pandemic



From the above chart we can see that 13% of student's family are doing good on their own. 27% of student's family are able to manage their basic necessities. 36% of student's family were neither doing well nor having difficulties. 15% of student's family were not doing so good. 9% of student's family were struggling and needed help from others. From this chart we can see that there are many students who are having financial struggles due to Covid pandemic. To know how many may require psychological support or social support the next question was asked to the students.

Chart no. 2: Showing the need for psychological/social support as expressed by the students to get through the pandemic



From the above chart it can be seen that some students have expressed that they need some psychological or social support from the Patrician Mentorship and Counselling Services. 58 percent of the population expressed that they are doing fine and they don't need any support service. 30 percent of the students were not so sure whether they need or they don't need the support service. Only 12 percent of the population stated that they need psychological/ social support from the college. Out of this 12 percent one percentage of students voiced that they are in dire need of mental support.



PATRICIAN MENTORSHIP AND COUNSELLING SERVICES

REPORT ON FOLLOW-UP COUNSELLING SESSION FOR STUDENTS WHO FACED CHALLENGES DUE TO THE COVID PANDEMIC

The Patrician mentorship and counselling services conducted a survey on “Challenges faced by students due to the Covid Pandemic”. The entire student community of Patrician College of arts and science participated in this survey. The participants were asked about the challenges they have faced during pandemic. Out of 4527 respondents a total of 3284 were students who responded to the survey. 58 percent of the population expressed that they are doing fine and they don't need any support service. 30 percent of the students were not so sure whether they need or they don't need the support service. Only 12 percent of the population stated that they need psychological/ social support from the college. Out of this 12 percent one percentage of students voiced that they are in dire need of mental support.

The one percent (20) students who were in dire need for mental support were focused and preparation for giving counselling session were done. Out of the twenty students, only 5 students turned up for the session. The session was focused on understanding the background and issues of the students and simple strategies were taught to help them handle their mental health.

STUDENTS ATTENDING THE INDIVIDUAL COUNSELLING SESSION





Chennai, Tamil Nadu, India

11, 1st Cres Park Rd, Gandhi Nagar, Adyar, Chennai, Tamil Nadu 600020, India

Lat N 13° 0' 47.9088"

Long E 80° 15' 3.1248"

